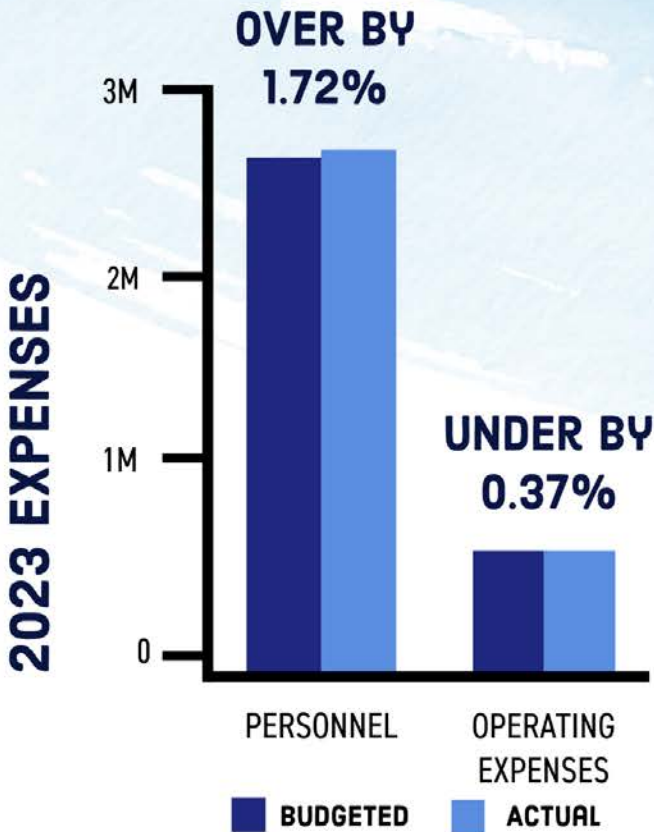
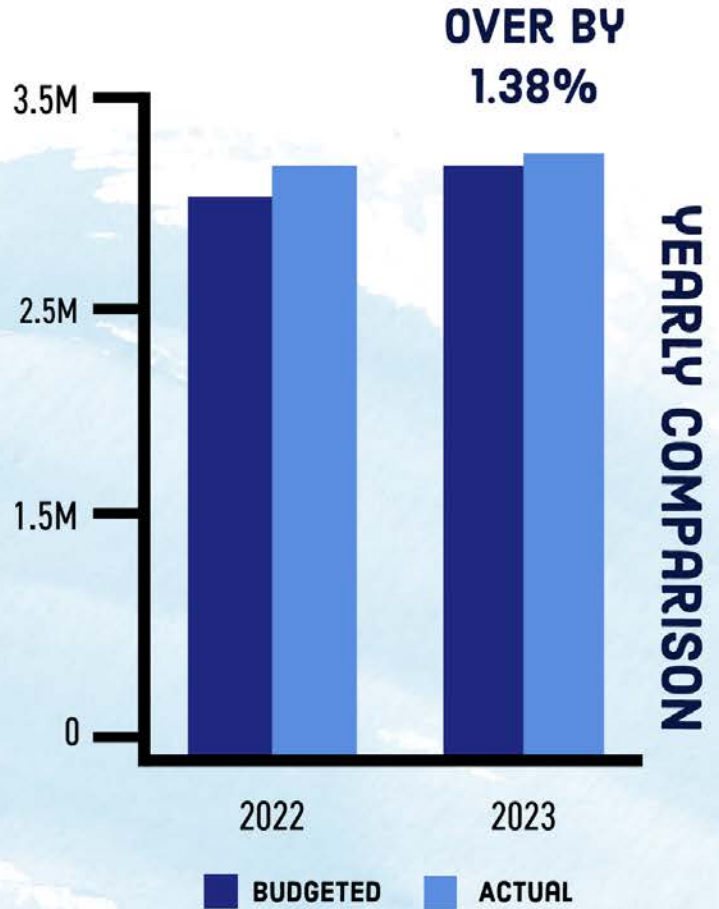




# 2023 ANNUAL REPORT

**JAMES M. CRACE, DIRECTOR OF PUBLIC SAFETY**

# BUDGET





# REVENUE

<b>BY PROGRAM</b>	<b>\$164,249</b>	<b>STATE POLICE AID</b>
	<b>\$32,778</b>	<b>TZD GRANT</b>
	<b>\$16,163</b>	<b>POLICE TRAINING REIMBURSEMENT</b>

- BY ACTIVITY**
- FINES INCREASED BY 18.2%**
  - ARCHERY PERMITS INCREASED BY 35.6%**



**2023 TOTAL REVENUE:  
\$290,193**

# STAFFING



**CHIEF J. CRACE**



**COMMANDER M. GUNDERSON**



**COMMANDER J. ESTERBROOKS**



**SERGEANT  
J. PERNU**



**SERGEANT  
G. PFEIFFER**



**DETECTIVE  
J. WILLIAMS**



**DETECTIVE  
J. DWYER**



**SRO E. JOHNSON**



**OFFICER J. SALO**



**OFFICER J. ENRIGHT**



**S. KNAPP  
LEAD POLICE  
RECORDS TECH**



**D. ROSS  
EVIDENCE  
TECH**



**A. JOHNSON  
POLICE  
RECORDS TECH**



**OFFICER A. LEIBEL**



**OFFICER O. GOTTSCHALD**



**OFFICER R. TOWNER**



**OFFICER A. PROUSE**





<b>PERSONNEL</b>	<b>POSITION</b>	<b>BEGIN SERVICE</b>	<b>YEARS OF SERVICE</b>
James Crace	Chief of Police	04/01/11	12
Mark Gunderson	Commander - Patrol	05/03/04	19
Jon Esterbrooks	Commander - Inv./Admin	02/17/09	14
Griffin Pfeiffer	Sgt/K9 Officer	07/21/08	15
Jon Pernu	Sgt/K9 Officer	04/29/13	10
Jason Salo	Patrol Officer	10/17/05	18
Jon Enright	Patrol Officer	12/29/14	9
Jake Williams	Detective	09/18/15	8
Erika Johnson	SRO	10/16/17	6
Jeff Dwyer	Detective	09/04/18	5
Olivia Gottschald	Patrol Officer	11/16/20	3
Andrew Leibel	Patrol Officer	05/03/21	2
Alexander Prouse	Patrol Officer	08/01/22	1
Samantha Knapp	Lead Records Tech	02/10/20	3
Dana Ross	Evidence/Records Tech	07/20/15	8

**NEW IN  
2023**



<b>PERSONNEL</b>	<b>POSITION</b>	<b>BEGIN SERVICE</b>
Ashley Johnson	Police Records Tech	08/21/23
Rebecca Towner	Patrol Officer	09/18/23

<b>PERSONNEL</b>	<b>POSITION</b>	<b>YEARS OF SERVICE</b>
Brandon Solem	Patrol Officer	0.75
Jessica Sorensen	Lead Records Tech	18
Jonathan Stracek	Patrol Officer	2
Timothy Battaglia	Patrol Officer	14

**←  
LEFT IN  
2023**

# FLEET



HPD has thirteen vehicles in the fleet. Most are driven primarily for patrol functions. HPD traditionally buys two squads per year to keep the fleet in good working order. Squads are replaced around 90,000 miles to protect against costly repairs. Officers logged 172,668 miles in 2023.



<b>SQUAD #</b>	<b>YEAR/ MODEL</b>	<b>ENDING MILEAGE</b>	<b>MILES DRIVEN</b>
10	2015 Durango	51,534	4,729
11	2022 Tahoe	5,295	5,295
12	2022 Tahoe	11,232	11,232
13	2013 Interceptor	85,561	6,009
14	2021 Tahoe	48,170	22,025
15	2022 Tahoe	15,046	15,046
16	2018 Silverado	33,172	5,402
17	2020 Tahoe	89,989	32,388
18	2022 Tahoe	17,058	17,058
19	2018 Interceptor	45,849	19,871
20	2015 Tahoe	78,595	5,895
21	2019 Tahoe	97,212	12,874
22	2021 Tahoe	30,605	14,844

**TOTAL MILES DRIVEN  
2022-2023:**

**151,371**

**TOTAL MILES DRIVEN  
2023-2024:**

**172,668**

# COMMUNITY INVOLVEMENT



In 2023, we co-hosted the city's National Night Out event in August. We had a great turnout! We served food and had tons of outdoor games for kids and adults to enjoy.



We were also able to have our Shop with a Cop event. The kids and officers had a blast.



# SCHOOL RESOURCES



SRO Erika Johnson works in the schools full time during the school year. Her primary focus is the high school, but her services extend to the middle school and elementary school as needed. Officer Johnson handles our juvenile investigations as well.

You will see Officer Johnson and other officers monitoring sporting events. This is to promote our involvement in the community and keep the peace, should any disturbances occur. You will also see officers frequent the school area in the mornings and afternoons to ensure the safety of our students as they arrive and depart.

D.A.R.E. has been a very successful and rewarding program for the Hermantown Middle School 5th graders. Officer Johnson teaches the course during the 2nd semester of the school year.



# K9 OFFICERS

On the night of October 30, 2023, DPD located a freshly stolen pizza delivery vehicle in an alleyway. DPD also witnessed two males running from the vehicle, in between houses. K9 Tuuko was requested to assist in locating the suspects. He started tracking from the driver's side door. Tuuko quickly picked up the track. He tracked for several blocks and located items left behind by the driver. He ended the track at the backdoor of a residence where the driver was located inside.

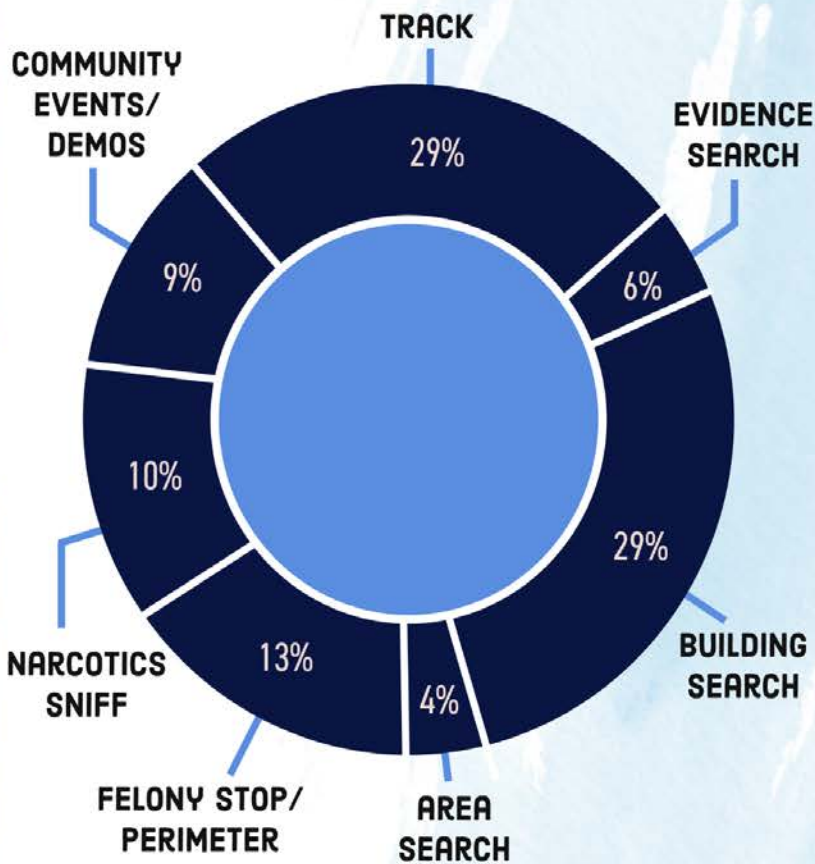
Tuuko then went back to the car and picked up the track of the passenger. The track went in the opposite direction of the driver. He tracked, again, for several blocks. The track ended at a different residence, and the passenger was located inside.







Police dogs are used to find hidden evidence and narcotics, track suspects and lost people, participate in community policing activities, and protect officers in dangerous situations.

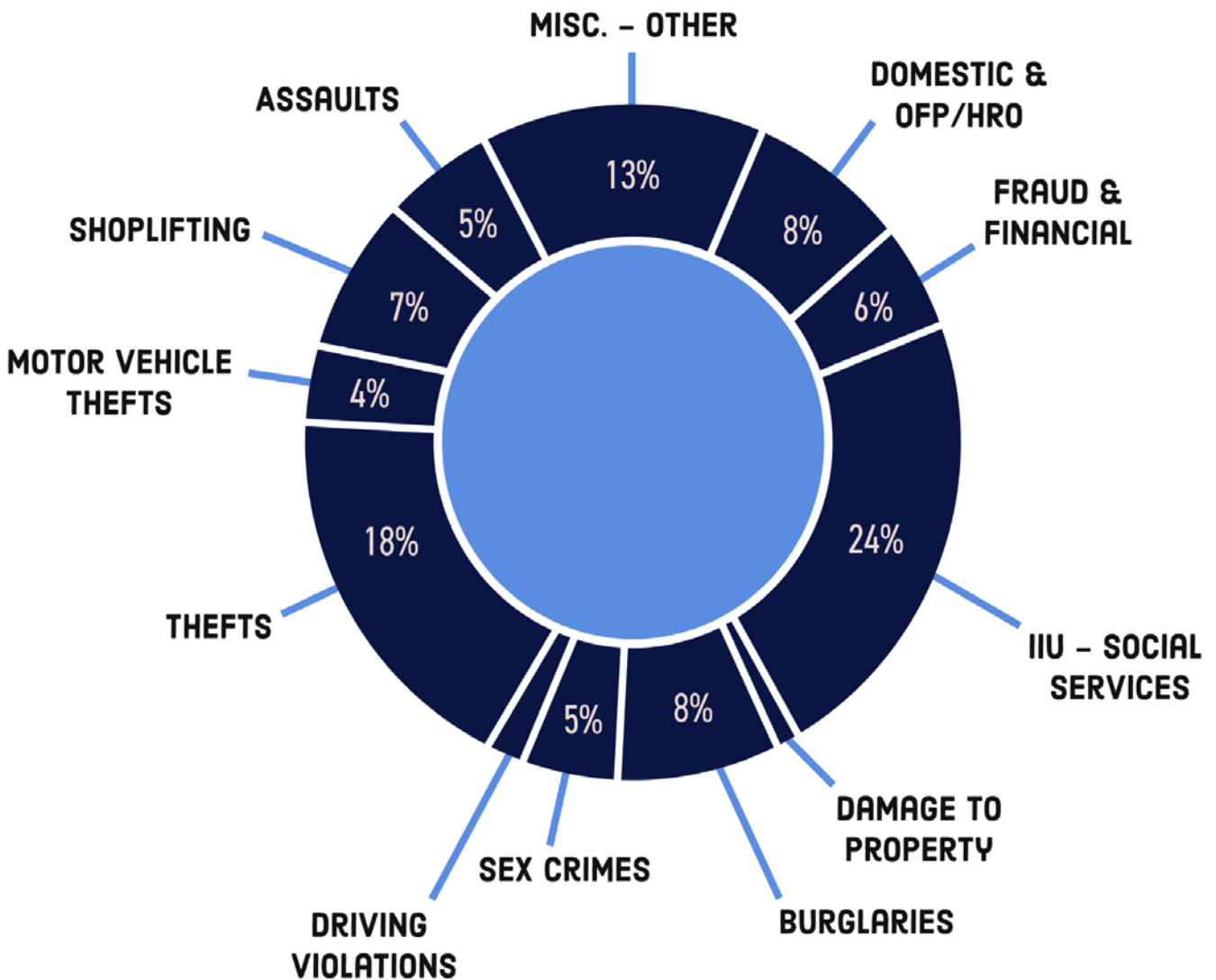


In addition to responding to calls, our K9 Officers, Tuuko and Jack, logged over 300 hours of training.

# INVESTIGATIONS

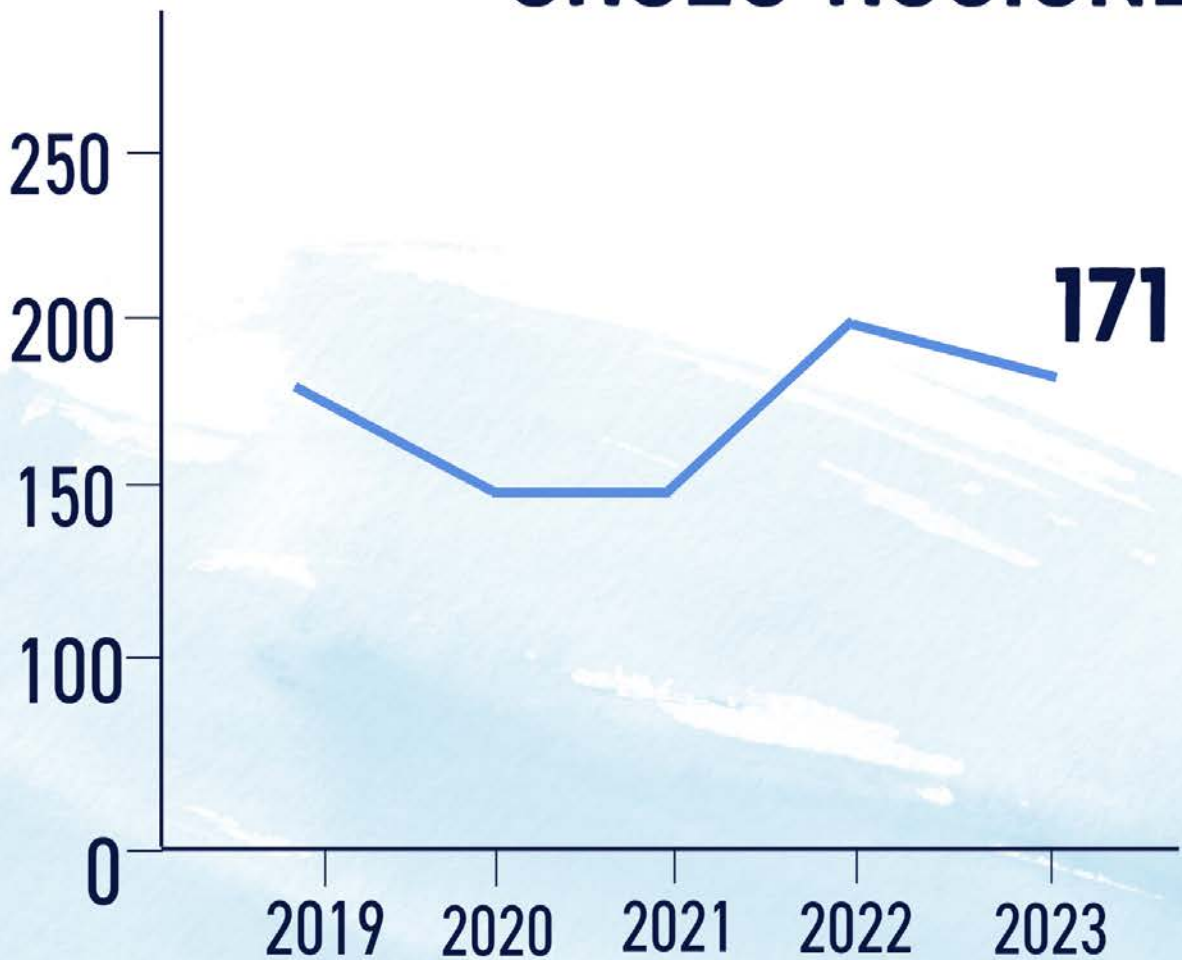
The HPD Detective Bureau is comprised of one Commander, two Detectives, and one School Resource Officer. The responsibility of the Detective Bureau is to follow up on cases that did not reach disposition by our patrol officers. Traditionally, these are more complex cases that require time and extensive follow-up to solve.

## 2023 CASE TYPES





# CASES ASSIGNED



# CASE CLEARANCE

68

Charged

22

Active

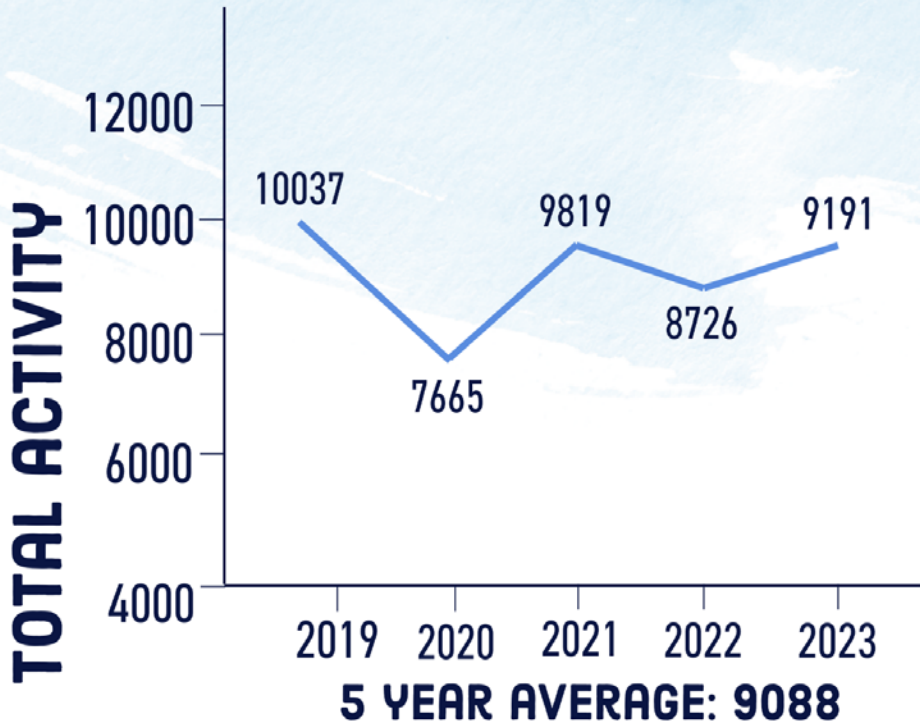
19

Suspended

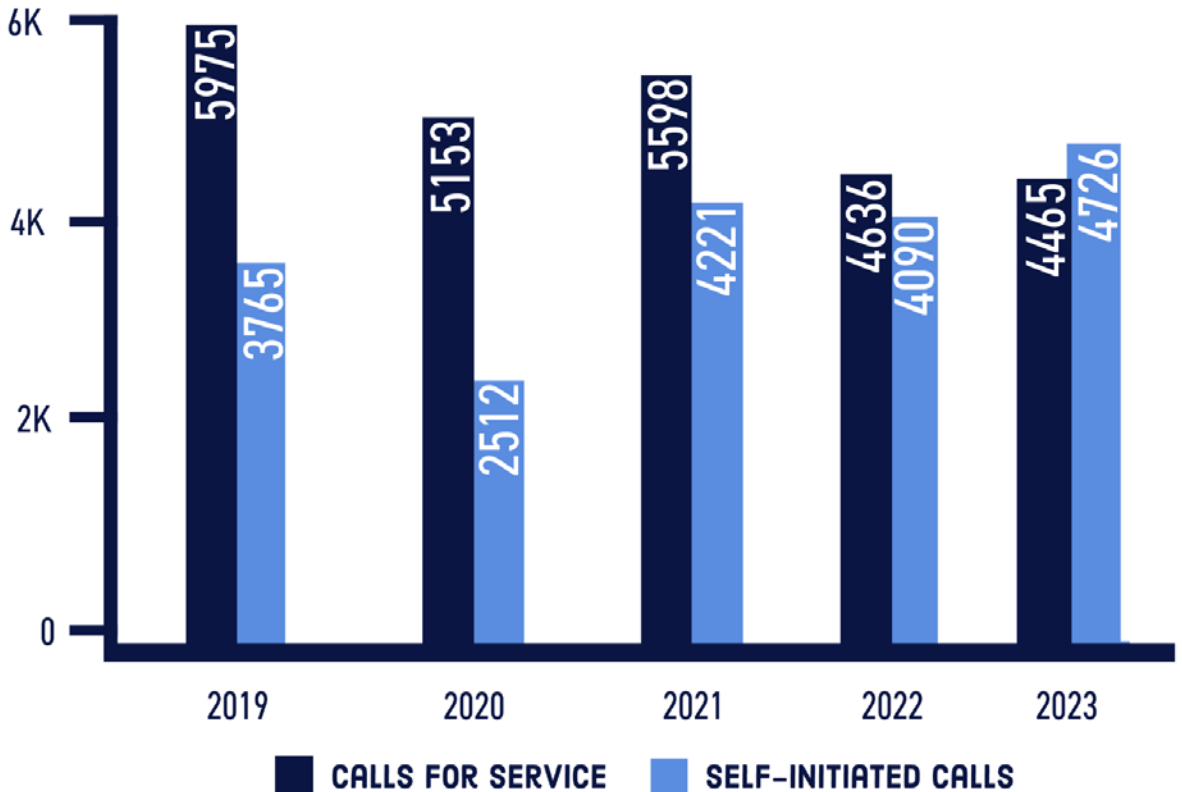
62

Closed

# AGENCY ACTIVITY



## CALLS FOR SERVICE VS. SELF-INITIATED CALLS





# RESPONSE TIMES

	PRIORITY 1	PRIORITY 2	PRIORITY 3
AVG. TIME DISPATCH TO ON SCENE	<u>0:08:55</u>	<u>0:11:13</u>	<u>0:19:48</u>
AVG. TIME TO CLEAR	<u>0:28:15</u>	<u>0:42:42</u>	<u>0:17:57</u>
MINIMUM	<u>0:04:16</u>	<u>0:09:44</u>	<u>0:09:37</u>
MAXIMUM	<u>1:55:50</u>	<u>1:51:04</u>	<u>0:53:50</u>



# TRAINING

Proper training is paramount to the successful delivery of effective service to the community. In 2023, your officers received nearly 1200 hours of training in many different areas. Proper training is directly related to quality delivery of service to the community and minimizes potential for litigation.



## TRAINING TYPES BY HOURS

40

EMERGENCY  
VEHICLE  
OPERATIONS

686

GENERAL  
TRAINING

389

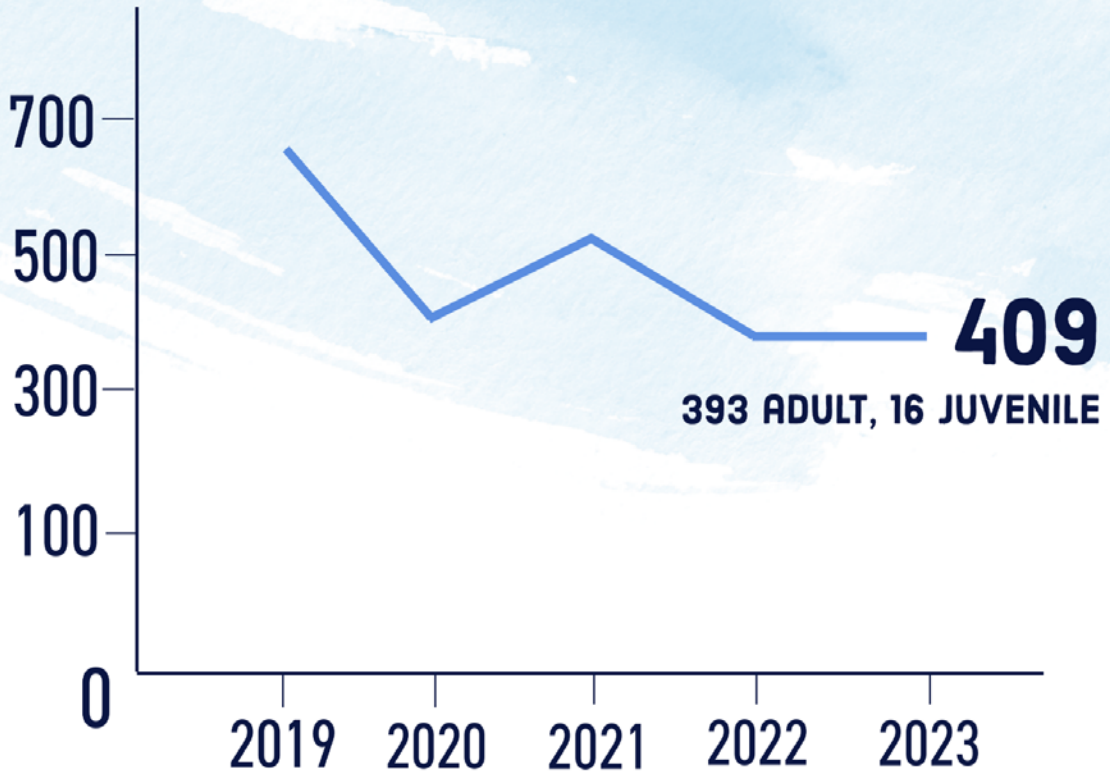
USE OF  
FORCE

67

MENTAL  
ILLNESS/  
IMPLICIT BIAS/  
CONFLICT MGT



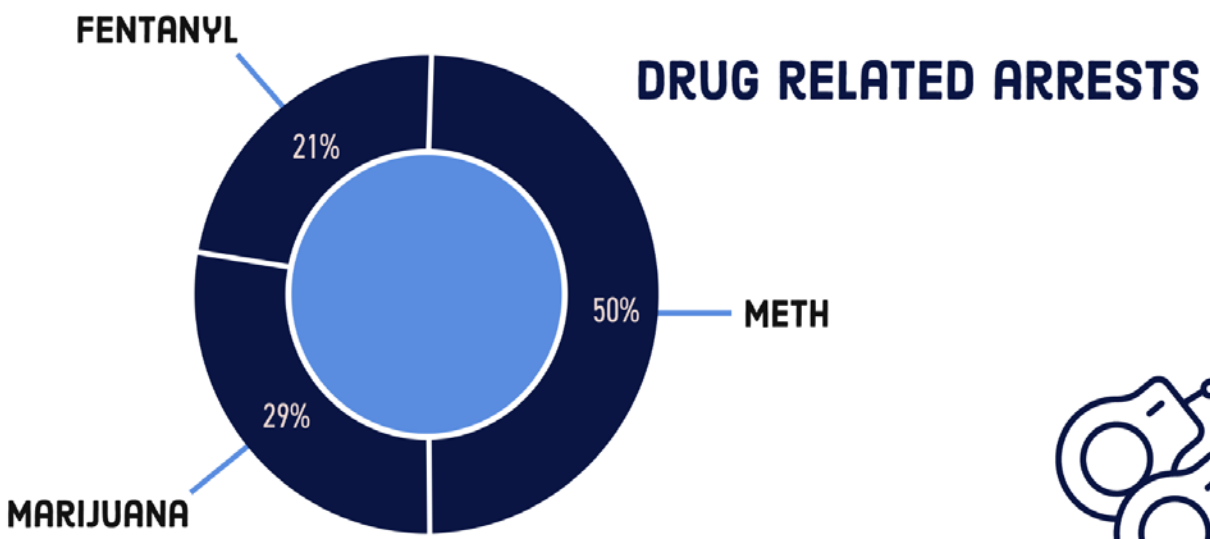
# ARRESTS



**409**

393 ADULT, 16 JUVENILE

**5 YEAR AVERAGE: 482**

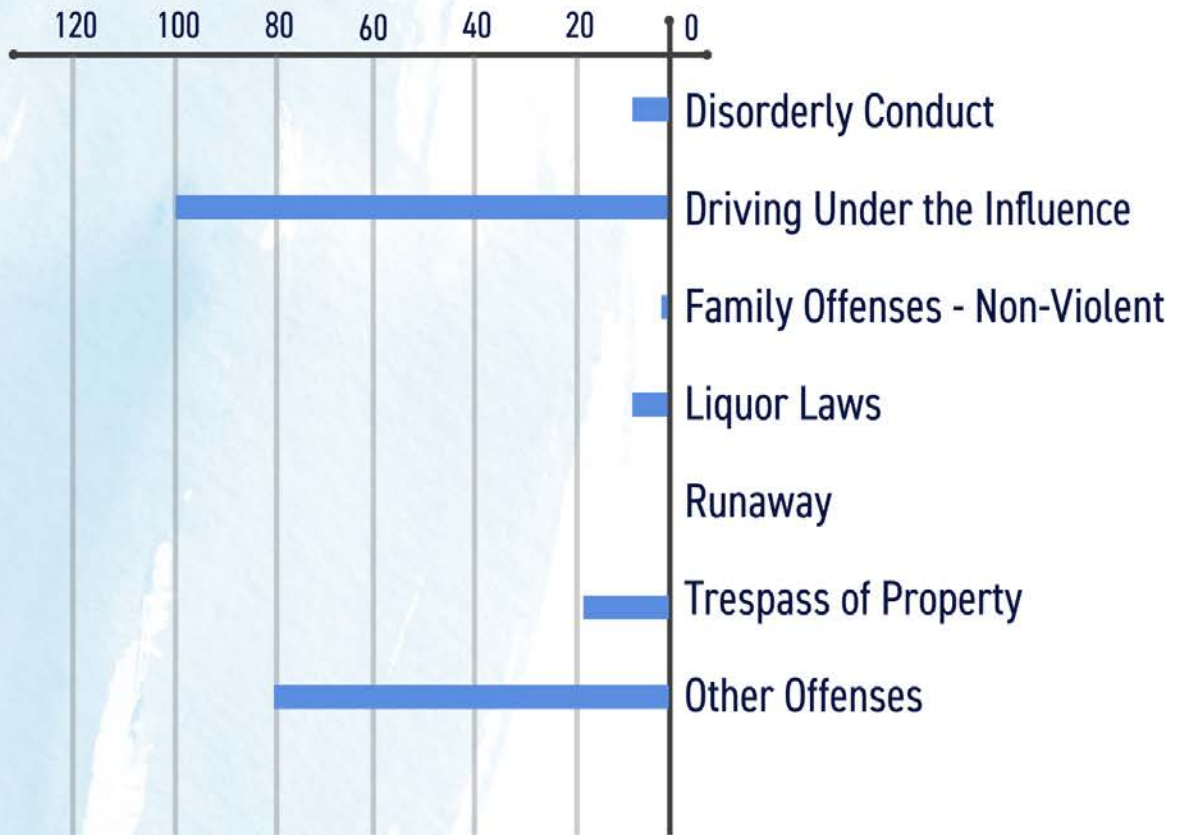


# CRIME STATS – GROUP A

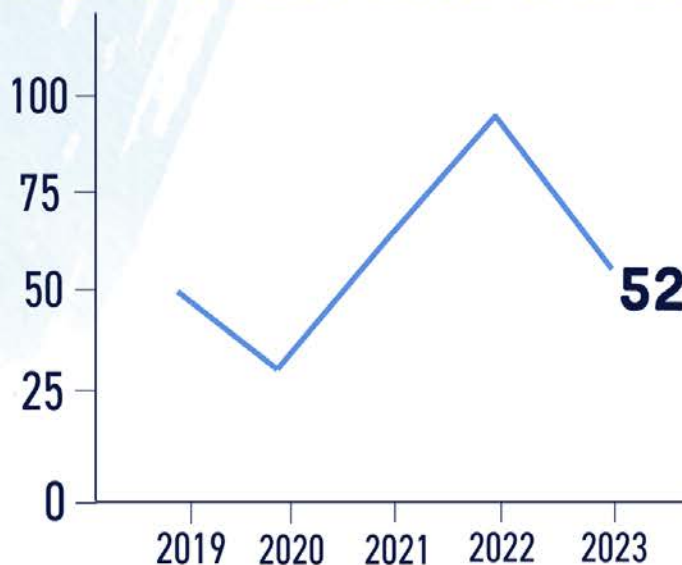




# CRIME STATS – GROUP B



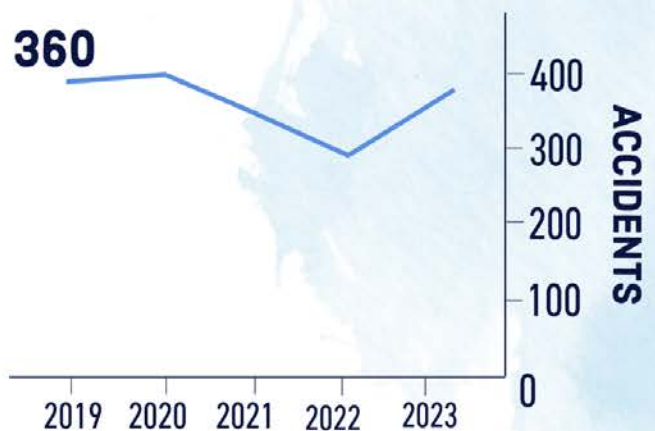
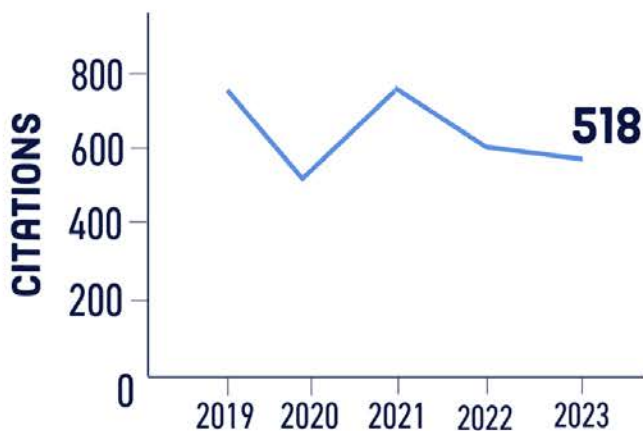
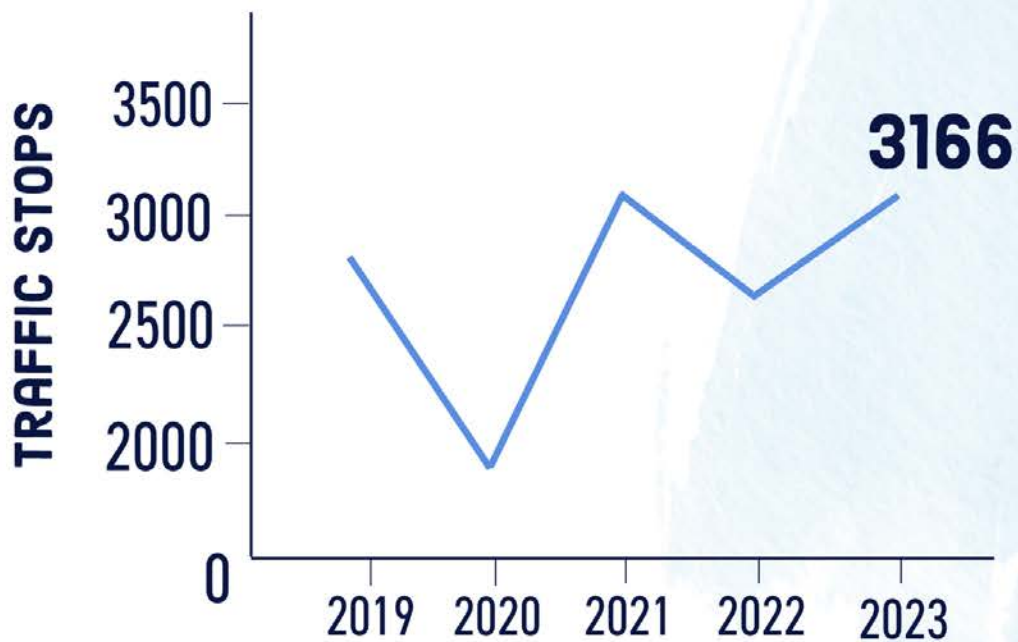
## DRIVING UNDER THE INFLUENCE



# TRAFFIC

Traffic enforcement is an important element in providing public safety services. Our goal is to influence the behaviors of those driving in our community to ensure safe roadways. Officers have the discretion to determine the best disposition to effectively influence those drivers' behaviors when conducting traffic stops.

Routine traffic stops often lead to additional criminal behavior discoveries with additional consequences, which may include arrest and/or vehicles being towed.





# ACCIDENTS

<b>MV VS. ANIMAL</b>	36 (35 Deer, 1 Dog)
<b>PROPERTY DAMAGE</b>	228
<b>HIT &amp; RUN</b>	50
<b>PERSONAL INJURY</b>	45
<b>FATAL</b>	1

**TOTAL:**

**360**

**DOWN 12% FROM 2022**

# INCIDENTS

	2021	2022	2023
911 Hang-up / Unknown Trouble	35	58	193
Accidents	324	388	343
Alcohol / Drug Incidents	19	21	9
Alarms	268	308	192
Animal Complaints	226	172	185
AOA	286	98	149
Assault	13	16	17
ATL	300	256	227
Burglary	37	42	35
Civil Matter	19	28	26
Check Hazard	116	90	137
Check Welfare	192	172	187
Disturbance	181	240	159
Domestic Disturbance	46	84	87
CSC & Crimes Against Family	28	32	45
Fire	62	40	37
Forgery / Fraud	141	91	88
Kid / Neighbor Trouble	45	44	54
Lost / Found	69	46	74
Medical	794	732	774
Misc.	962	530	459
MV in Ditch	36	65	48



	<b>2021</b>	<b>2022</b>	<b>2023</b>
Open Car Door	70	85	78
Order Violation / Harrassment	43	34	58
Parking Problem	18	37	27
Property Damage	77	95	48
Public Assist	53	56	109
Robbery	1	0	0
Runaway	4	6	8
SIFA	1154	1398	1378
Sudden Death	15	12	13
Suicide - Threats / Attempts	36	48	48
Suspicious Activity	244	241	195
Thefts	488	418	313
Traffic	3117	2694	3166
Traffic Control	24	28	25
Threats	39	30	39
Unwanted Person	63	92	84
Vehicle Prowl	54	39	59
Recovered Stolen Vehicle	5	5	6
Weapons / Shots Heard	11	15	12
<b>TOTALS:</b>	<b>9819</b>	<b>8894</b>	<b>9191</b>



# OFFICE ACTIVITIES

	2021	2022	2023
Backgrounds / Records Checks	84	106	168
Fingerprints	327	480	280
Liquor License Check	24	23	72
Massage License Check	4	16	26
Tobacco License Check	19	45	47
Pet License	61	65	52
Gun Permits	105	87	72
Archery Permit	113	125	141
<b>TOTALS:</b>	<b>737</b>	<b>947</b>	<b>850</b>

**BACKGROUND/  
RECORDS CHECKS  
UP 59%**

**FINGERPRINTS  
DOWN 42%**

**ARCHERY PERMITS  
UP 13%**

**GUN PERMITS  
DOWN 17%**





**THANK YOU FOR YOUR  
CONTINUED SUPPORT IN 2023!**

